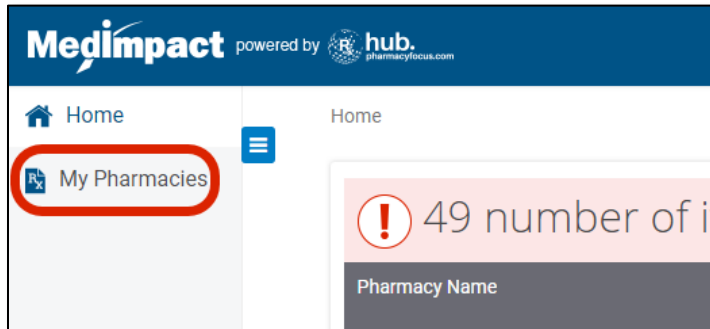


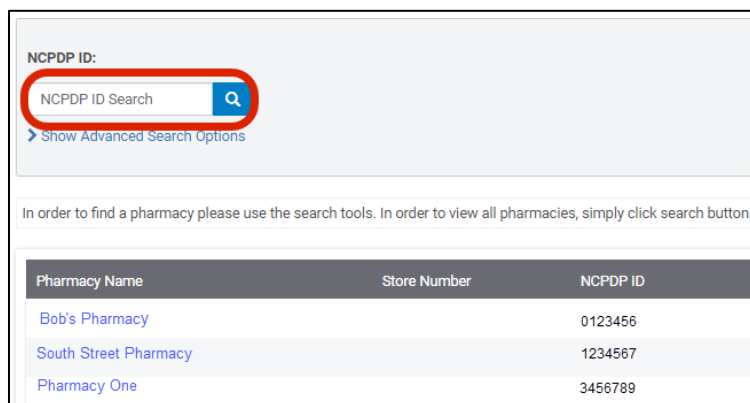
1. Login to your account using your NCPDP credentials – <https://pharmacy.medimpact.com>  
Contact NCPDP (pharmacyhelp@ncdp.org) if you need assistance with your username or password

2. Click **My Pharmacies** from the home page.



- All pharmacies you have permission to access through NCPDP will be listed
- You can search for a specific pharmacy using the **simple** or **advanced** search tools

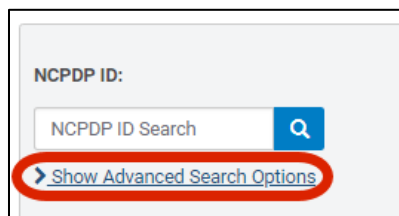
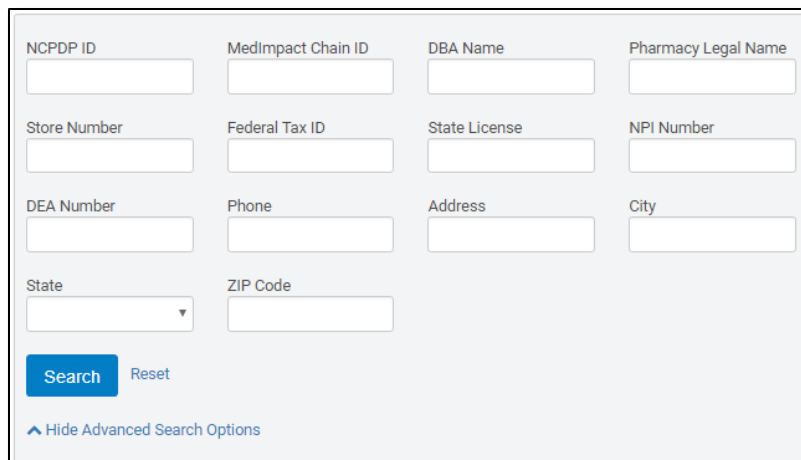
3. Search for pharmacy based on **NCPDP Number** in collapsed search tool



Pharmacy Name	Store Number	NCPDP ID
Bob's Pharmacy		0123456
South Street Pharmacy		1234567
Pharmacy One		3456789

- Type pharmacy NCPDP number in the **NCPDP ID** field
- Press the **search button**
- Pharmacy with searched NCPDP number should populate in table below

4. Click **Show Advanced Search Options** for more search filters

NCPDP ID	MedImpact Chain ID	DBA Name	Pharmacy Legal Name
<input type="text"/>	<input type="text"/>	<input type="text"/>	<input type="text"/>
Store Number	Federal Tax ID	State License	NPI Number
<input type="text"/>	<input type="text"/>	<input type="text"/>	<input type="text"/>
DEA Number	Phone	Address	City
<input type="text"/>	<input type="text"/>	<input type="text"/>	<input type="text"/>
State	ZIP Code		
<input type="text"/>	<input type="text"/>		
<input type="button" value="Search"/> <input type="button" value="Reset"/>			
<a href="#">Hide Advanced Search Options</a>			

- Search for pharmacy using search field(s) in advanced search
- Click **Search** to filter after entering in fields
- Click **Reset** to clear search fields, and start search over
- Click **Hide Advanced Search Options** to collapse the advanced search, and just view the original **NCPDP ID Search** feature