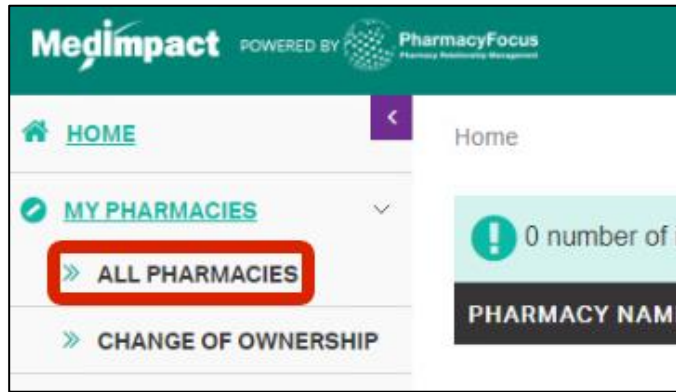


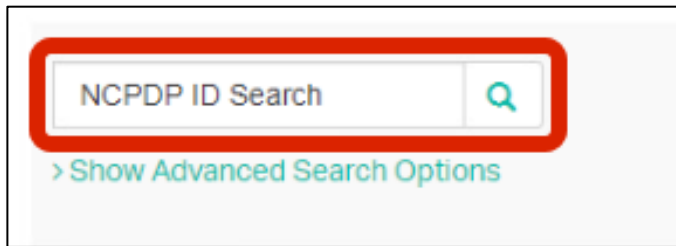
1. Login to your account using your NCPDP credentials – <https://pharmacy.medimpact.com>
Contact PharmacyFocus (portalsupport@pharmacyfocus.com) if you need assistance with your credentials.

2. Click **My Pharmacies** from the home page.



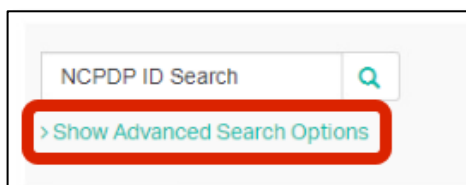
- All pharmacies you have permission to access through NCPDP will be listed
- You can search for a specific pharmacy using the **simple** or **advanced** search tools

3. Search for pharmacy based on **NCPDP Number** in collapsed search tool



- Type pharmacy NCPDP number in the **NCPDP ID** field
- Press the **search button**
- Pharmacy with searched NCPDP number should populate in table below

4. Click **Show Advanced Search Options** for more search filters



NCPDP ID	Pharmacy Legal Name	DBA Name	Store Number
<input type="text"/>	<input type="text"/>	<input type="text"/>	<input type="text"/>
Federal Tax ID	State License	NPI Number	DEA Number
<input type="text"/>	<input type="text"/>	<input type="text"/>	<input type="text"/>
Phone	Address	City	State
<input type="text"/>	<input type="text"/>	<input type="text"/>	<input type="text"/>
ZIP Code	<input type="text"/>		
<input type="button" value="SEARCH"/> <input type="button" value="Reset"/>			
Hide Advanced Search Options			

- Search for pharmacy using search field(s) in advanced search
- Click **Search** to filter after entering in fields
- Click **Reset** to clear search fields, and start search over
- Click **Hide Advanced Search Options** to collapse the advanced search, and just view the original **NCPDP ID Search** feature